

CMS MOTORHOME INSPECTION FORM

General

CMS Motorhome Inspection	
Make & Model	
Reg Number - NO GAP	
HPI Clear	
Engine Size	
BHP	
Transmission	
Miles or KM	
Mileage	
Confirm miles (within 5,000)	
Is Mileage Warranted	
How many sets of engine keys	
V5 present	
Does the V5 vin match 2 x Vehicle vins	

Engine Bay

Are fluid levels correct? oil/coolant/brake fluid	
More Info	
Engine bay check	
More info	

External Inspection

External Extras	
Any Other Extras	
Decals	
Further Info	

CMS MOTORHOME INSPECTION FORM

Decal Photos



CMS MOTORHOME INSPECTION FORM




Any Damage Found	
Further Information	

CMS MOTORHOME INSPECTION FORM


Damage Photos



CMS MOTORHOME INSPECTION FORM



CMS MOTORHOME INSPECTION FORM

	
Windscreen	
Damage Photos	
Alloy Wheels	
Further Information	
Damage Photos	
Are the tyres illegal, cracking or out of date (6 years)	
Further Info	
Tyre photos	
Electric Step	

CMS MOTORHOME INSPECTION FORM

Does self levelling work? (if applicable)	
Further comments	
Further Photo's	
Further info	

Internal layout

Berths	
Belts	
Lounge	
Bed options	
Layout correct	
Further Comments	
Multi Photo	
Further info	

Internal Inspection


Internal Extras	
Other extras	
Do the electrics turn on	
More info	
Control Panel Damaged? Screen/buttons	
More Info	
Does the stereo turn on	
Smell or signs of smoking	
Are all cushions correct including travel cushions	
Is the boiler present	
Are overhead lockers empty/objects secure ready for travel?	
Damage	
Damage info	

CMS MOTORHOME INSPECTION FORM



Damage photos



CMS MOTORHOME INSPECTION FORM



CMS MOTORHOME INSPECTION FORM

Damp inspection


Damp (visible/Soft)	
Damp info	

CMS MOTORHOME INSPECTION FORM


Photos of any damp




CMS MOTORHOME INSPECTION FORM




CMS MOTORHOME INSPECTION FORM



CMS MOTORHOME INSPECTION FORM



CMS MOTORHOME INSPECTION FORM




CMS MOTORHOME INSPECTION FORM



CMS MOTORHOME INSPECTION FORM



CMS MOTORHOME INSPECTION FORM

	
Floor damp/spongey/damaged	

CMS MOTORHOME INSPECTION FORM

Further info	
Floor photos	 A photograph of the interior of a motorhome. Two large sofas with a light-colored, patterned fabric are positioned on either side of a central aisle. The sofas have tufted cushions and are mounted on a light-colored wooden frame. A white toilet is visible in the foreground on the left. A black mat is on the floor in the background. The floor is covered with a light-colored carpet.

CMS MOTORHOME INSPECTION FORM

Paperwork

Manuals present	
Engine Service History	
Engine Service info	
Engine Service photos	
Has the cam belt been changed? (5 years on all ford 2.0 and fiat 2.3)	
Cam belt change info	
Cam belt change invoice	
Habitation Service Reports	
Habitation service info	

CMS MOTORHOME INSPECTION FORM

Habitation service photos

Motorhome Annual Habitation Service Finalisation and Observation Report

All work must be carried out in accordance with the latest AWS Standard Working Procedures

Approved Workshop Name & Address
Leisure Works Mobile Service, Redditch
B98 0EQ, 07539718674
lmws84@outlook.com

Reg Number W211 SYC

Customers Name Pope

Make & Model Autostratus

Repaired

Service Information/Additional Work & Observations:-

- Floor delamination main walk way living space & kitchen area.
- Leisure battery in locker failed CCA test. Charge state 0%, health state 0.06%. Advise replace.
- Leisure batteries do not match in AH. This is not advisable. Also should be in a battery box. Cabling
- Internal leisure failed CCA test - too low could not get a reading. Advise replace battery.
- that's been used to link batteries and solar is not recommended. Advise replace battery.
- Charger not working - false readings at terminals from 2.1v to 12.2. If voltage is correct it's not sufficient enough to charge any battery. Advise replace.
- Gas orange hose over 5yrs. Advise replace.
- No clear date on gas regulator - looks relatively new.
- Fire extinguisher over 5yrs. Advise replace.
- Fridge freezer box door hinges not working. New required.
- Plastic cord coming out of nearside blind.
- Offside and nearside pull out bed runners broken.
- Damp see report - areas around the roof section are damp but could not carry out invasive inspection as it's material.

EICR Offered Yes / No / N/A

- Gas turned off
- Roof lights latched
- Windows locked
- All cupboards closed/latched
- Exterior lockers locked
- Exterior door locked
- Lights turned off
- Water pump turned off
- 12V/main power switch turned off
- Old parts left in motorhome (if suitable)
- Service book stamped
- Protective coverings

Battery rest voltage 10.54/8.5

RCD test times 1x10n n/a

Earth Bond 5x10n n/a

Continuity Test Chassis Ω 0.02

Charger voltage 2.1 to 12.7?

Gas hose expiry date 2022

Regulator age orange

Important - Appliances are checked for operation only; additional servicing may be required for warranty purposes.

The habitation service does not include servicing of the base vehicle and road legal requirements

Service Technician Name D.Booth

Customer Signature

Signature D.Booth

Date 28/1/25

Your feedback is important to the scheme. please take a few minutes to login to www.approvedworkshops.co.uk and complete the customer satisfaction survey. Thank you.

Part 2 of 2

V8.3

CMS MOTORHOME INSPECTION FORM

Motorhome Annual Habitation Service Check Sheet

All work must be carried out in accordance with the latest AWS Standard Working Procedures

Service Technician: Please ensure that every question is answered correctly using: P (pass), F (fail), N/A (not applicable) & R (rectified)

Approved Workshop Name:
Leisure Works Mobile Service, Redditch
898 DEQ, 07539718674,
Lmws84@outlook.com
Job Reference/Date 28/1/25

Reg Number W211 SYC

Customer Name: Pope

Make & Model: Autostratus

Vehicle mileage: _____ miles

	P	F	N/A	R
Underbody (Technicians Handbook Section 2)				
Corner steadies (where applicable)	/			
Folding steps (where applicable)	/			
Under slung tanks & pipes	/			
Electrical System (Technicians Handbook Section 3)				
230V & 12V fridge operation	/			
Leisure battery (if fitted)	/			
Interior lighting & equipment	/			
Check fuse box & rating	/			
Awning light	/			
Wiring on all ELV circuits (visual)	/			
LV inlet plug & extension lead	/			
Earth bonding continuity test	/			
230V consumer unit load test RCD	/			
230V sockets	/			
Awning (if fitted)	/			
Check operation 230v appliances, fans & luminaries	/			
Check any aftermarket items	/			
Charge voltage	/			
Testing Service Technician Name:				
LPG Gas System (Technicians Handbook Section 4) (Gas appliances not serviced unless requested)				
Regulator, gas hose, pipework & manifold	/			
Carry out gas tightness check	/			
Check security of LPG tank (if fitted)	/			
Security of gas cylinder(s)	/			
Ensure all gas dispersal vents are clear	/			
Appliances – check operation of all gas appliances fitted including FFD's	/			
Testing Service Technicians Name:				
Water System (Technicians Handbook Section 5.6 & 5.7)				
Water pump & pressure switch/microswitches	/			
Taps, valves, pipes & tank (if fitted)	/			
Water inlets	/			
Waste system	/			
Toilet	/			
Bodywork (Technicians Handbook Section 5)				
Doors & windows	/			
General condition of bodywork including roof	/			
External seals & bonded joints condition	/			
Body attachments – check security (including ladders, cycle racks, lockers, awnings, satellite dishes, etc)	/			
Floor	/			
Furniture	/			
Blinds & fly screens	/			
Damp test – carry out & note readings on a separate water ingress report sheet	/			
Rising roof (if applicable)	/			
Ventilation (Technicians Handbook Section 5.4)				
Fixed ventilation (low & high levels)	/			
Roof lights	/			
Fire & Safety (Technicians Handbook Section 5.5)				
Press test button on smoke alarm to test electrical circuitry & sound alarm (if fitted)	/			
Press test button on CO alarm to test electrical circuitry & sound alarm (if fitted)	/			
If a fire extinguisher is fitted, check security of its housing (see below)	/			

Smoke and/or carbon monoxide alarm(s) if fitted:

Smoke alarm expiry date (if visible) 2029 Carbon monoxide alarm expiry date (if visible) n/a

Fire extinguisher expiry date 2004

Important – All appliances are tested for operation only. This does not confirm that they are working to the prescribed standard. Additional servicing may be required for warranty purposes/products (e.g. fridge)

Part 1 of 2

CMS MOTORHOME INSPECTION FORM

Motorhome Habitation Damp Report

Customer Name **Pope** Make & Model **Autostratus** Vin Number Registration **W211 SYC**

Leisure Works Mobile services
898 DEQ 07539 718674
lmws84@outlook.com
Job Reference/Date 28/1/25

Leisure Works Mobile services
898 DEQ 07539 718674
lmws84@outlook.com
Job Reference/Date 28/1/25

Guidance Notes

Moisture levels between 0-15% - no cause for concern, only readings of over 15% are recorded.

Moisture levels between 15-20% - may require further investigation. Compare with average readings and consider a recheck after 3 months.

Moisture levels between 20-30% - will require further investigations to look for other possible indications of water ingress. Possible resealing required to avoid further degrading.

Moisture levels 30% and above - may indicate that structural damage or deterioration is occurring. Possible resealing required to avoid further degrading followed by immediate rectification action, as necessary.

Comments and Recommendations

Washroom wall lows of 30%, highs of 60% - this includes back wall around window. Nearside wall rear by kitchen area 25 to 40%. Back wall kitchen area 20/25%. Kitchen area floor 25% to 40%. Nearside top of wall in over head lockers 15% to 60%.

Please Note

We would emphasise that the above report accurately reflects the condition of your motorhome at the date stated. These readings may be subject to atmospheric conditions and the company cannot accept any liability for damp, which may become apparent at a future date.

Completed in line with the latest AWS Damp Testing Matrix and carried out in accordance with the latest AWS service technician's handbook and manufacturers guidance in relation to areas required to test.

Only the inside of the habitation unit is tested.

Personal belongings will not be removed from lockers and storage areas, which therefore, may limit the scope of the damp report.

Page 1 of 2


Your feedback is important to the scheme, please take a few minutes to login to www.approvedworkshops.co.uk and complete the customer satisfaction survey. Thank you.

V8


CMS MOTORHOME INSPECTION FORM

**Motorhome Habitation
Damp Report**

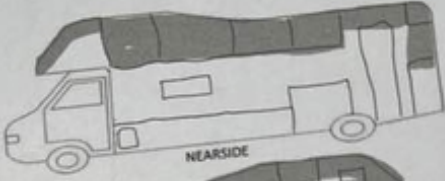
Approved Workshop Name & Address
Leisure Works Mobile Service, Redditch
B98 0EQ. 07539 718674
lmws84@outlook.com
Job Reference/Date 28/1/25




FRONT



REAR



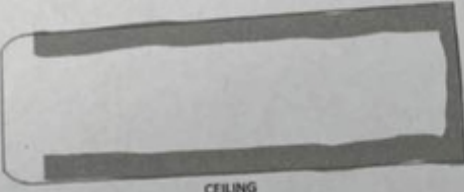
NEAR SIDE




OFFSIDE

*Readings taken at 300mm intervals.

Damp meter calibration check figure	18.1
Weather Conditions	cold/damp (inside)
Ambient Temperature	5
Damp Meter make & model	Protimeter
Service Technician Name	D.Booth
Signature	D.Booth
Customer Signature	
Date	28/1/25



CEILING



FLOOR

Page 2 of 2

V8

Test drive

Test drive - 10 mins	
Further details	
Engine lights	
Further info	
Dashboard Ghosting	

Sign off

Completed by	
Date/Time	

CMS MOTORHOME INSPECTION FORM

In receiving this form you are automatically agreeing with this acknowledgment. Whilst it would be nice to have a full AA style report and professional habitation check, it is not realistic and we are not trained to do so, so take all descriptions & reports as the assessors opinion only. All of our listed checks were opinion of the assessor before the date of the auction, conditions of the motorhome or caravan are expected to change in that time. Take into consideration fair wear and tear for the age of the motorhome. We do not test heating, gas, electric, water systems or accessories. All motorhomes are driven to the auction unless stated. MOT history & mileage checks are public record for the buyer to do their basic due diligence with. This is a trade auction only and must be treated as such. Bidding is bound by British Car Auction terms and conditions. Please visit <https://www.bca.co.uk> for auction terms and conditions. Bid at your own risk.