

CMS MOTORHOME INSPECTION FORM

General

CMS Motorhome Inspection	
Make & Model	
Reg Number - NO GAP	
HPI Clear	
Engine Size	
BHP	
Transmission	
Miles or KM	
Mileage	
Confirm miles (within 5,000)	
Is Mileage Warranted	
How many sets of engine keys	

External Inspection

External Extras	
Any Other Extras	
Decals	
Further Info	
Decal Photos	
Any Damage Found	
Windscreen	
Damage Photos	
Alloy Wheels	
Further Information	
Damage Photos	
Are the tyres illegal, cracking or out of date (6 years)	
Further Info	
Tyre photos	
Electric Step	
Does self levelling work? (if applicable)	
Further comments	

CMS MOTORHOME INSPECTION FORM

Further Photo's	
Further info	

Engine Bay

Are fluid levels correct? oil/coolant/brake fluid	
More Info	
Engine bay check	
More info	

Internal layout

Berths	
Belts	
Lounge	
Bed options	
Layout correct	
Further Comments	
Multi Photo	
Further info	

Internal Inspection

Internal Extras	
Other extras	
Do the electrics turn on	
More info	
Control Panel Damaged? Screen/buttons	
More Info	
Does the stereo turn on	
Smell or signs of smoking	
Are all cushions correct including travel cushions	
Is the boiler present	
Are overhead lockers empty/objects secure ready for travel?	
Damage	
Damage info	

CMS MOTORHOME INSPECTION FORM

Damage photos	
---------------	--

Damp inspection

Damp (visible/Soft)	
Damp info	
Photos of any damp	
Floor damp/spongey/damaged	
Further info	
Floor photos	

Paperwork

V5 present	
Does the V5 vin match 2 x Vehicle vins	
Manuals present	
Engine Service History	
Engine Service info	

CMS MOTORHOME INSPECTION FORM

Engine Service photos

SERVICE RECORD

SYNTHETIC ANTI POLLUTION OIL-V-30

B71 2312

TOTAL QUANTZ INEO FIRST OIL-V-30 (RECOMMENDED)

Oil change codes are designed to be stamped at regular intervals on the automobile repair invoice and services your PEUGEOT.

See the boxes below (date, mileage, next oil change) completed, according to your driving conditions, by the automobile repair personnel you have chosen:

We recommend that you keep the invoices and documents that relate to the maintenance carried out on your vehicle.

If the vehicle is sold, it is necessary to hand all the vehicle documents to the new owner.

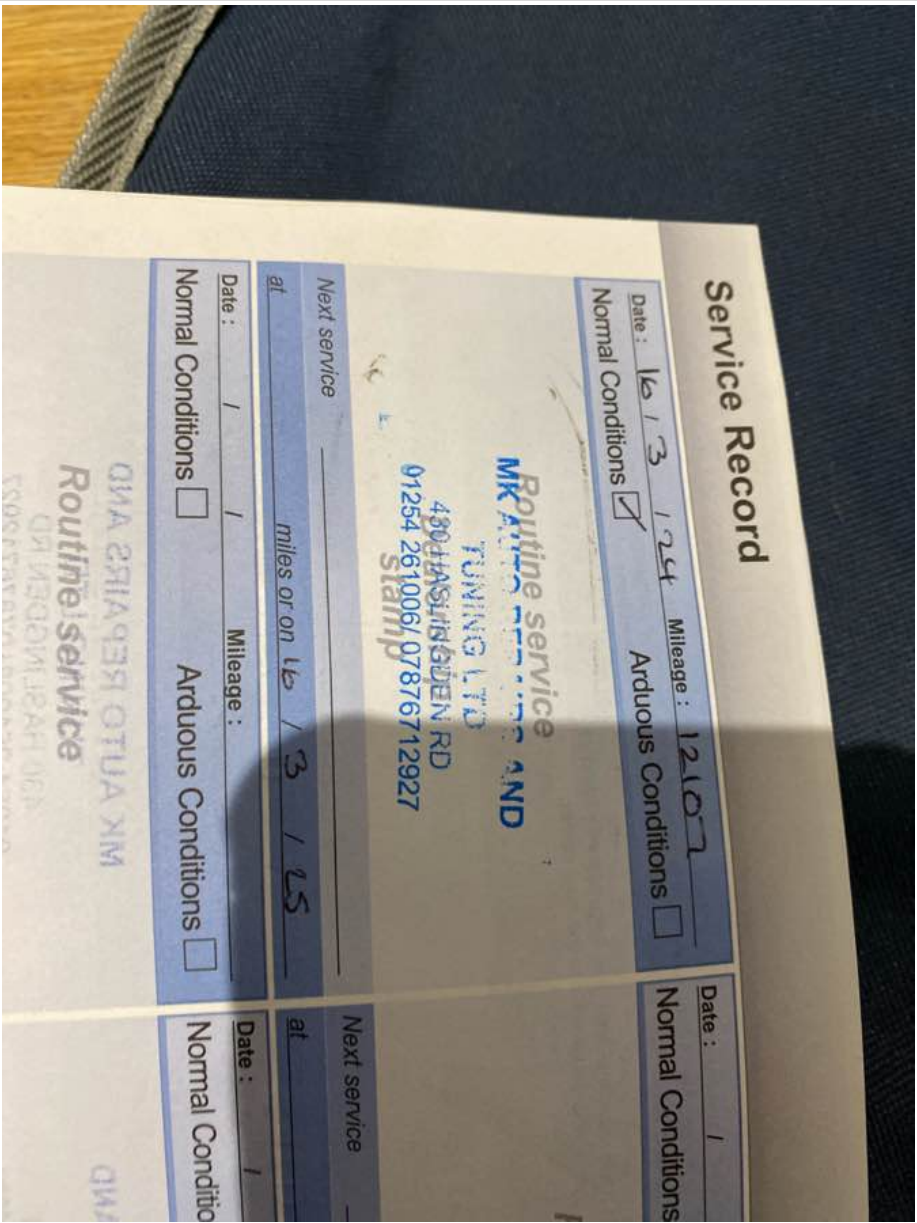
* Having the routine services carried out is a compulsory requirement to meet the conditions of the manufacturer's warranty.

Date	Mileage	Normal Conditions	Arduous Conditions
2010/08/12	42265	<input checked="" type="checkbox"/>	<input type="checkbox"/>
2011/11/20	67055	<input checked="" type="checkbox"/>	<input type="checkbox"/>

Next service at _____ miles or on 2011/11/2022

Stamp: MK AUTO REPAIRS AND TUNING LTD, 430 HASLINGDEN RD, 01254 261996/67876712022

CMS MOTORHOME INSPECTION FORM

	
Habitation Service Reports	
Habitation service info	

CMS MOTORHOME INSPECTION FORM

Habitation service photos

MOTORHOME ANNUAL HABITATION INSPECTION

Marquis Service
The UK's Largest Dealer Network

Customer: Mr & Mrs Aspin	Date: 10 10 24	Job No. 56217
Make: Autocleaner	Model: NBEVO EKESLT	Reg No or VIN: P068 EKL
Serial No: J-04106	Mileage: 13485	Next Habitation Inspection:

Marquis carry out Habitation Inspections and Repairs to both Touring Caravans and Motorhomes.

All work is carried out in accordance with the current Approved Workshop Scheme Standards.

The following list is the breakdown of the areas that will be checked during the Habitation Inspection:

<input checked="" type="checkbox"/> Gas	<input checked="" type="checkbox"/> Appliances
<input checked="" type="checkbox"/> 12v Electrics	<input checked="" type="checkbox"/> Ventilation
<input checked="" type="checkbox"/> 230v Mains Electrics	<input checked="" type="checkbox"/> Fire Safety
<input checked="" type="checkbox"/> Water System	<input checked="" type="checkbox"/> Bodywork
<input checked="" type="checkbox"/> Damp Survey	

APPROVED WORKSHOP
NCC

IMPORTANT NOTICE
The Habitation Inspection does not include servicing of the base vehicle and road legal requirements. Appliances are checked for operation only, additional servicing may be required for warranty purposes.

3 YEARS UNLIMITED MILEAGE GUARANTEE
AutoMarq
INCLUDED WITH ALL USED MOTORHOMES

www.marquisleisure.co.uk
Auto: Steepers Group Limited, Registered Office: Orchard House, 101, Station Road, Steep, Hampshire, SO30 2JY. Reg. No: 3076227 VAT No: 747 888 563
Marquis South Yorkshire Limited Reg. No: 1202204 VAT No: 178 679 432

CMS MOTORHOME INSPECTION FORM

		P	F						
Gas System (Handbook Section 5)									
Regulator, gas hose, pipework & manifold		2018							
Regulator Age		2027							
Gas Hose (COP) Manufacture Date									
Carry out gas tightness check		<input checked="" type="checkbox"/>							
Appliances - check operation of all gas appliances fitted including FPD's		<input checked="" type="checkbox"/>							
Security of Gas Cylinder(s)		<input checked="" type="checkbox"/>							
LPG Tank/Cylinder - check security		<input checked="" type="checkbox"/>							
Ensure all gas dispersal vents are clear		<input checked="" type="checkbox"/>							
Testing Service Technician Name: G. HUBBARD									
Water System (Handbook Section 5.6/5.7)									
Water pump & pressure switch/microswitches		<input checked="" type="checkbox"/>							
Taps, valves, pipes & tank (if fitted)		<input checked="" type="checkbox"/>							
Water inlets		<input checked="" type="checkbox"/>							
Waste system		<input checked="" type="checkbox"/>							
Toilet		<input checked="" type="checkbox"/>							
Ventilation (Handbook Section 5.4)									
Ventilation openings - check for obstructions and free flow of air - low & high level		<input checked="" type="checkbox"/>							
Adjustable ventilators - check for function		<input checked="" type="checkbox"/>							
Roof lights - check to ensure free of obstructions		<input checked="" type="checkbox"/>							
Electrical System (Handbook Section 3)									
Check that the leisure battery is being charged by the engine, mains charger and solar panel		<input checked="" type="checkbox"/>							
Fridge - check operation 230v & 12v		<input checked="" type="checkbox"/>							
Interior lighting & equipment - check operation		<input checked="" type="checkbox"/>							
Leisure battery - check security		<input checked="" type="checkbox"/>							
Rest Voltage		13.80							
Charge Voltage		14.12							
Check Fuse box and rating		<input checked="" type="checkbox"/>							
Electric step - check condition & operation		<input checked="" type="checkbox"/>							
Awning light & road lights - check operation		<input checked="" type="checkbox"/>							
Electrical awning		<input checked="" type="checkbox"/>							
Electrical System cont.									
Inlet plug - inspect		<input checked="" type="checkbox"/>							
Hook-up cable - check if available		<input checked="" type="checkbox"/>							
Visual check ELV		<input checked="" type="checkbox"/>							
Earth bonding - test		<input checked="" type="checkbox"/>							
Chassis ID		015							
Metal surfaces bonded - check		<input checked="" type="checkbox"/>							
Gas Continuity ID		0.16							
RCD operation - load test readings		<input checked="" type="checkbox"/>							
RCD test times		<table border="1"> <tr> <td>x1/2</td> <td>0.1</td> </tr> <tr> <td>x1</td> <td>1.1</td> </tr> <tr> <td>x5</td> <td>0.6</td> </tr> </table>	x1/2	0.1	x1	1.1	x5	0.6	
x1/2	0.1								
x1	1.1								
x5	0.6								
Socket outlets - polarity test		<input checked="" type="checkbox"/>							
Appliances fitted - check operation		<input checked="" type="checkbox"/>							
Testing Service Technician Name: G. HUBBARD									
Bodywork (Handbook Section 5)									
Roof - check all seals & condition of roof lights, flues & A/C		<input checked="" type="checkbox"/>							
Body panels - check & report upon any damage & sealant condition		<input checked="" type="checkbox"/>							
Doors, locks and hinges - check operation and lubricate		<input checked="" type="checkbox"/>							
Body attachments - check security (including ladders, cycle racks, lockers, aerials, satellite dishes, etc)		<input checked="" type="checkbox"/>							
Floor - check for delamination		<input checked="" type="checkbox"/>							
Cab seat - check operation (swivel type or bed configuration only)		<input checked="" type="checkbox"/>							
Furniture - check condition and operation (including hinges, stays, fridge catch, etc)		<input checked="" type="checkbox"/>							
Window seals and blinds - check operation and condition		<input checked="" type="checkbox"/>							
Rising roof - check operation (where applicable)		<input checked="" type="checkbox"/>							
Damp test - carry out and note readings on damp survey		<input checked="" type="checkbox"/>							
Fire & Safety (Handbook Section 5.3)									
Press test button on smoke alarm to test electrical circuitry & sound alarm (if fitted)		<input checked="" type="checkbox"/>							
Smoke alarm expiry date (if visible)									
Press test button on CO alarm to test electrical circuitry & sound alarm (if fitted)		<input checked="" type="checkbox"/>							
Carbon monoxide alarm expiry date (if visible)									
If a fire extinguisher is fitted, check security of its housing		<input checked="" type="checkbox"/>							
Fire Extinguisher expiry date (if visible)									
Underbody (Handbook Section 2)									
Corner steadies & folding steps (where applicable) check operation & lubricate		<input checked="" type="checkbox"/>							
Underlying tanks and pipes - check condition and security		<input checked="" type="checkbox"/>							

CMS MOTORHOME INSPECTION FORM

[illegible]

CMS MOTORHOME INSPECTION FORM

[illegible]

CMS MOTORHOME INSPECTION FORM


MO
HA

Custom
Make: Av
Serial
Marquis
All work
The follo
Habitat

☒ Ga
☒ 12
☒ 23

IMPC
The f
not in
base
requ
chec
addi
requ


DAMP SURVEY



Front

Rear


Roof



Front

Rear


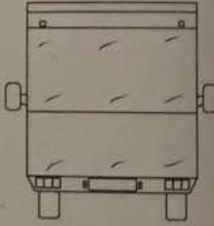
External Floor



Front

Rear

Internal Floor

Results:

- Readings between (0-15%) - no cause for concern.
- Readings between (16-20%) - may require further investigation. Recommend recheck the affected area in 3 months.
- Readings between (21-30%) - moisture evident possible remedial work required; may not need stripdown unless surface damage (staining, pimpling, softness) is apparent. (There may be a risk of wallboard deterioration due to retained moisture in structure if resealed only.)
- Readings (31% and above) - Possible structural damage may be occurring. Full stripdown of the affected area is recommended to ascertain level of repair required.

10 10 24

Damp Meter Accuracy Reading

Test drive

Test drive - 10 mins	
Further details	
Engine lights	
Further info	
Dashboard Ghosting	

Sign off

Completed by	
Date/Time	

CMS MOTORHOME INSPECTION FORM

In receiving this form you are automatically agreeing with this acknowledgment. Whilst it would be nice to have a full AA style report and professional habitation check, it is not realistic and we are not trained to do so, so take all descriptions & reports as the assessors opinion only. All of our listed checks were opinion of the assessor before the date of the auction, conditions of the motorhome or caravan are expected to change in that time. Take into consideration fair wear and tear for the age of the motorhome. We do not test heating, gas, electric, water systems or accessories. All motorhomes are driven to the auction unless stated. MOT history & mileage checks are public record for the buyer to do their basic due diligence with. This is a trade auction only and must be treated as such. Bidding is bound by British Car Auction terms and conditions. Please visit <https://www.bca.co.uk> for auction terms and conditions. Bid at your own risk.